

Penalty shootout game

Sometimes, in a game of sport or in life, we mess up. When we learn from our mistakes and avoid making the same mistakes again, we grow spiritually and in character. However when we keep messing up, we become frustrated by the consequences of our actions, and others are often affected by our disobedience as well. There are rules in all aspects of life; at home, at school, on the road and on the sports field. Rules help to keep us safe and make life fair for everyone. Rules also help everyone live and work together in an orderly way, especially where there are many people living close together.

One of the consequences of breaking a rule is that there is usually some sort of punishment or discipline linked to the misconduct. At home we may get grounded. At school we may get extra work. On the soccer field the opposing side is allowed a penalty kick--and that may cause our team to lose the game.

This game reminds us that we have all messed up in some way--we have all done our own thing. The good news, however, is that instead of us having to bear the penalty, Jesus came down to earth (onto the field of life) to take the penalty (punishment) for us. "We all, like sheep, have gone astray, each of us has turned to his own way; and the LORD has laid on him the iniquity of us all" Isaiah 53:6.

What you will need:

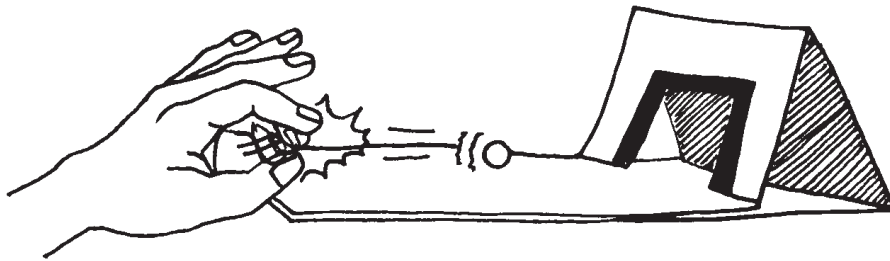
- A printed sheet of the template on page 4 printed on green construction card
- A glass marble
- Scissors.
- A stapler and staples
- Paper glue (optional).

Construction

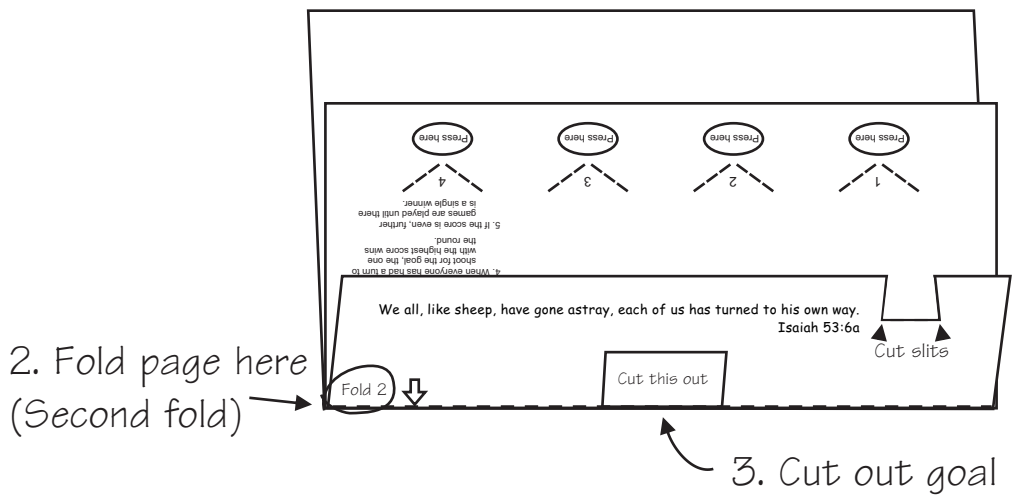
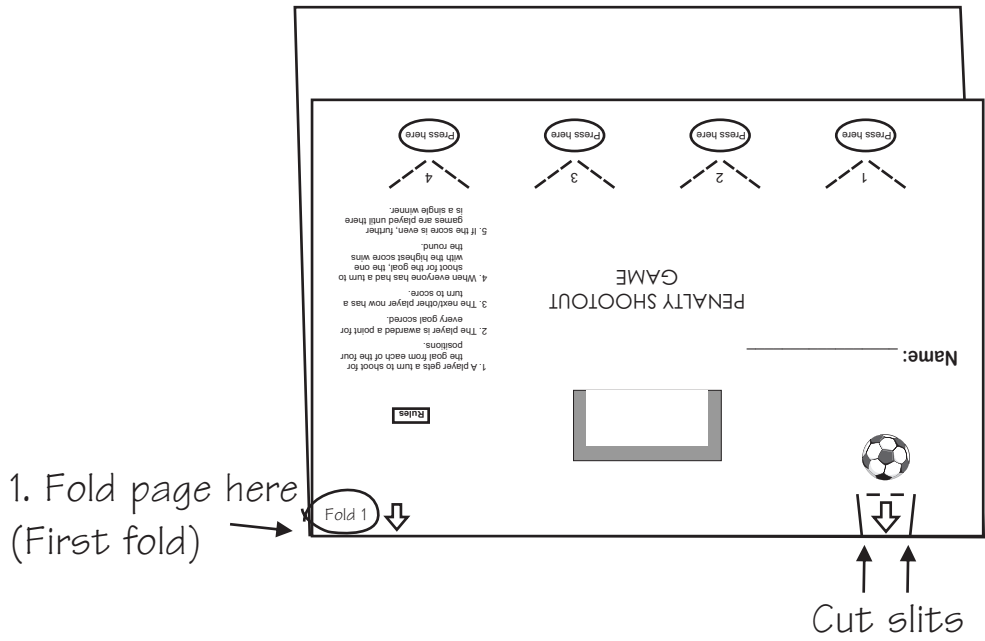
- A demonstration or the finished product will be particularly useful here.
- Fold the page along the dotted line at fold 1.
- Cut two slits for the ball retainer and push the V down.
- Fold the page again at fold 2.
- With the page still folded, cut out the goal post (rectangle).
- Now line up the two ends of the paper.
- With the edges lined up, staple the ends as indicated so that there are four V shapes.
- Glue can be used along the edges of the field to stick the paper together.

How to play

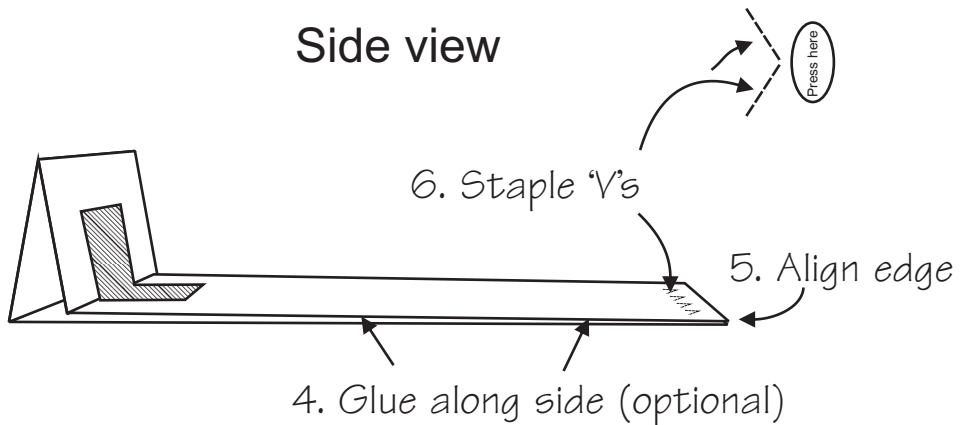
- Follow the rules as laid out on the game board.
- Place the marble in the V (formed by the staples) pressing down just behind it (with the index finger) to keep it in place.
- With the index finger of the other hand, try to flick (shoot) the ball into the goal.




Top view



Side view

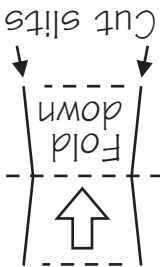




Bottom

↑ Fold 2

Cut this out



Isaiah 53:6a

We all, like sheep, have gone astray, each of us has turned to his own way.

↑ Fold 1

Rules



Name: _____

1. A player gets a turn to shoot for the goal from each of the four positions.
2. The player is awarded a point for every goal scored.
3. The next/other player now has a turn to score.
4. When everyone has had a turn to shoot for the goal, the one with the highest score wins the round.
5. If the score is even, further games are played until there is a single winner.

PENALTY SHOOTOUT GAME

