

The soccer boot bookmark

This bookmark can be kept in the child's Bible to mark the place where he/she is currently reading.

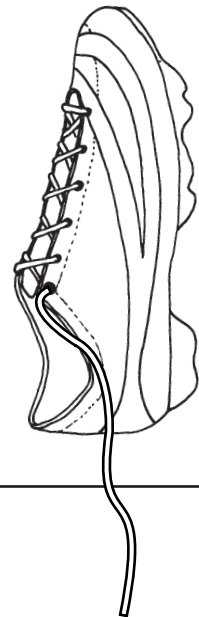
What you will need:

- One photocopied/printed bookmark (on card / construction paper)
- A short piece of string (for the bootlace).
- Scissors.
- Scotch tape (clear tape)
- A steel nail / old ballpoint pen.

Construction

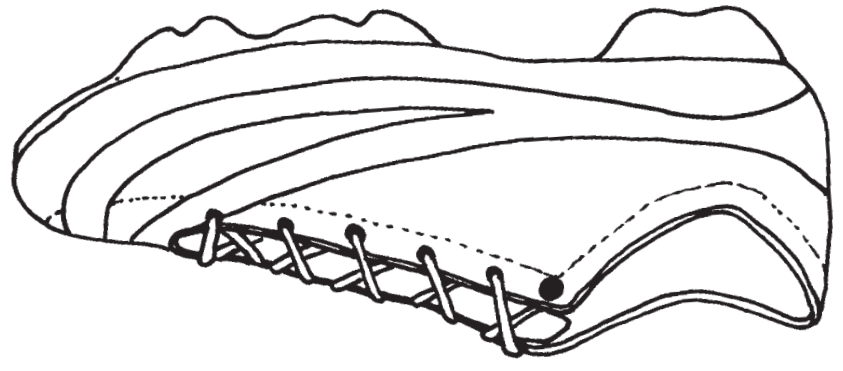
- Cut out the bookmark.
- Use a steel nail or pen tip to punch a hole through the paper at the top eyelet of the boot.
- Thread a piece of string (bootlace) through the eyelet, as shown on the right.
- Use a short piece of tape to stick the end of the string to the back of the bookmark.
- If white paper has been used, children can colour in the boot.

So we make it
our goal
to please him...
2 Corinthians 5:9



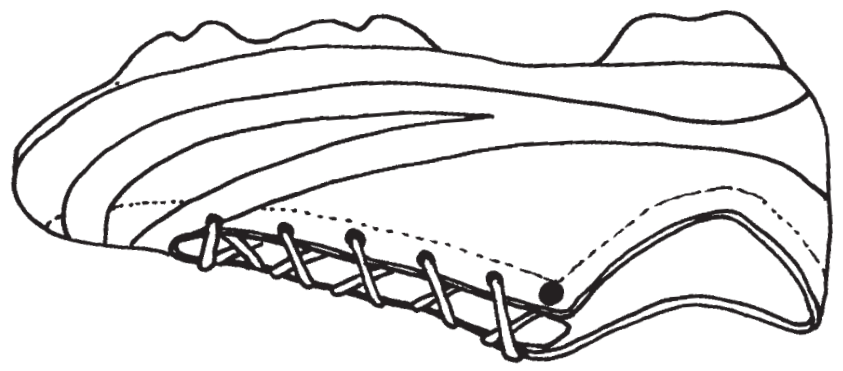
So we make it
our goal
to please him...

2 Corinthians 5:9



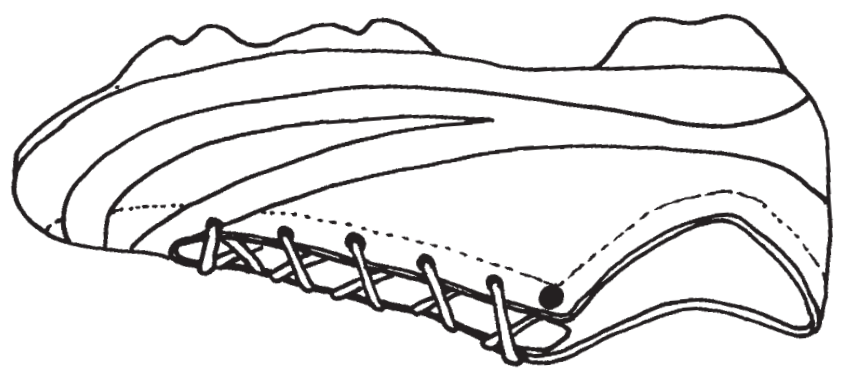
So we make it
our goal
to please him...

2 Corinthians 5:9



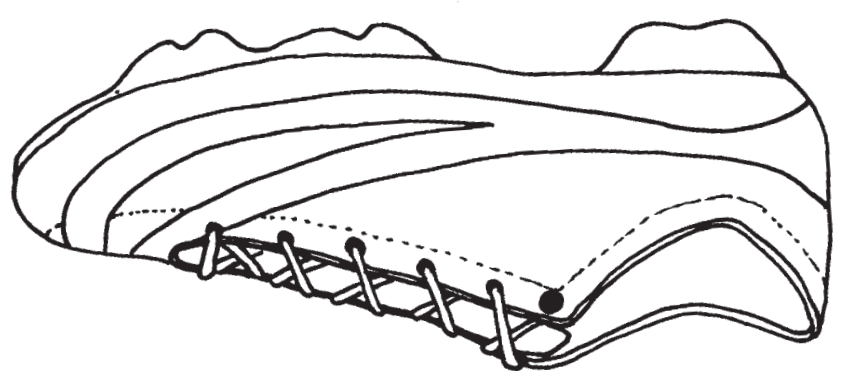
So we make it
our goal
to please him...

2 Corinthians 5:9



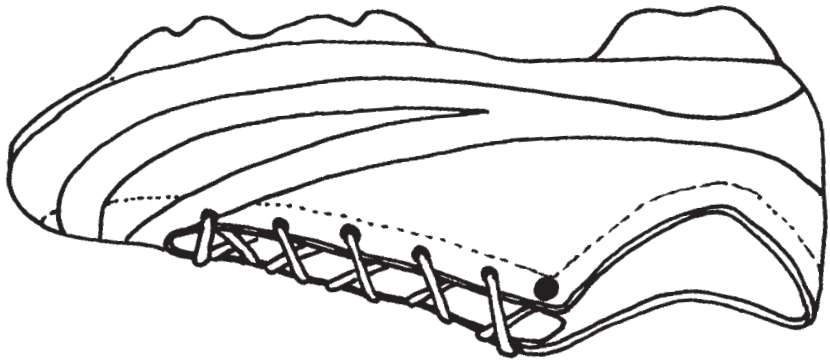
So we make it
our goal
to please him...

2 Corinthians 5:9

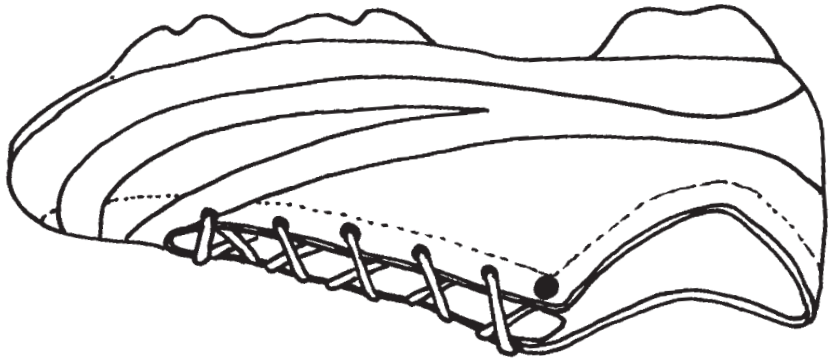


Template for cutting with a guillotine

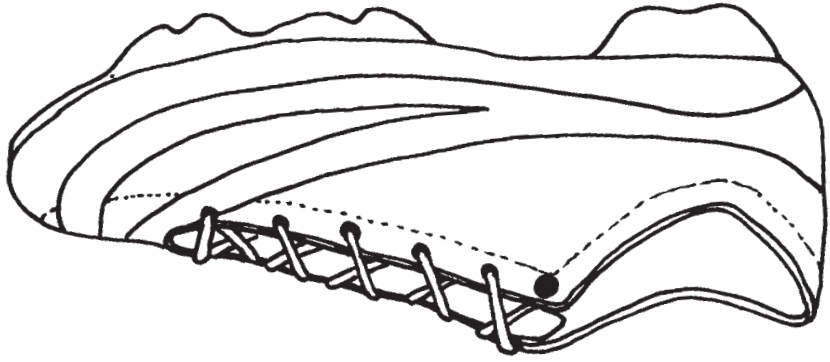
So we make it our goal
to please him, whether
we are at home in the
body or away from it.
2 Corinthians 5:9



So we make it our goal
to please him, whether
we are at home in the
body or away from it.
2 Corinthians 5:9



So we make it our goal
to please him, whether
we are at home in the
body or away from it.
2 Corinthians 5:9



So we make it our goal
to please him, whether
we are at home in the
body or away from it.
2 Corinthians 5:9

